


LEGEND


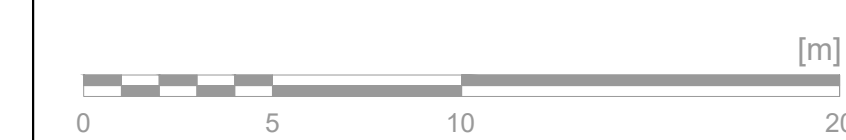
REV	DATE	DESCRIPTION	BY
0	28.10.21	Issued for pre-planning	LRH
1	15.07.22	Issued for planning - DRAFT	ICM
2	20.07.22	Issued for planning - DRAFT	ICM
3	22.08.22	Issued for planning	ICM

LEGEND

-  Circulation
 Plant Room / Service
 Site Boundary
 Site Ownership
 Development Area

7 NO. MOTORBIKES
SPACES
504 NO. BIKES SPACES
213 NO. CAR SPACES incl
11 NO. ACCESSIBLE
SPACES
22 NO. EV CHARGING
POINTS

BASEMENT AREA
8499.07 sq.m.



**JOHN FLEMING
ARCHITECTS**

THE TREE HOUSE, 17 RICHVIEW OFFICE PARK,
CLONSKEAGH, D14 XR82, IRELAND
T: (01) 8689888 E: info@jfa.ie W: www.jfa.ie

CLIENT
SERENDALE LIMITED

PROJECT
Omni Plaza SHD
Omni park shopping centre, Sandy, Dublin 9

DRAWING
Proposed Basement Plan

SCALE	JOB NO
1:200 @ A0	1817

1.200 @ A0	1011
DRAWN BY	KICM/JBU
DATE	02.06.2008

DATE	06.09.2022
DRAWING NUMBER	REVISION
OMN-JFA-ZZ-B0-DR-A-PB000	3

DRAWING LOCATION

DRAWING STATUS

PLANNING